

GIANT

COLOR
COVERAGE

SUPER NATIONALS

\$2.95 September 1987

LATE-MODEL BUILDUP:
13-SECOND
'87 'STANG


HOTROD

BLUEPRINT FOR

PRO STREET

BUILD IT RIGHT

TRICK TIPS THAT WORK





SPEED BREEDING

PART 2

It's typical human nature to distrust anything new and innovative. Cave men probably weren't real fond of fire at first—until they learned what it could do for prime rib. Lighting the fire under the new generation of computer-controlled performance cars from Detroit can also create waves of rumor and misinformation concerning performance changes for computer-controlled cars.

While many self-proclaimed authorities say there's little that can be done to enhance performance on late-model supercars, the exact opposite is actually the case. As we proved last month with the initial modifications to Chris Kaufmann's 1987 LX Mustang, there is significant room for improvement in these cars—without resorting to exotic high-tech modifications. In the August issue we transformed the '87 Mustang LX 14.54-second stocker into a 13.88-second stormer with the addition of sticky rear tires, 3.55 rear gears, and a set of Kaufmann Products, Inc. (KPI) under-drive pulleys. This month we'll delve into the intricacies of both the camshaft and exhaust systems in an effort to see what pieces can be used to increase power in the injected Ford 5-liter.

As with any hot street machine, exhaust system improvements can often yield significant increases in performance. However, with '80s emission-controlled cars, other parameters must also be met. While it would be easy to

POWER COOKIN': COMPUTER- COMPATIBLE EXHAUST AND CAMSHAFT MODS

By Jeff Smith

pop off the stock exhaust and bolt on a set of headers and a dual exhaust system, placement of the factory oxygen (O_2) sensor and retention of the stock catalytic converters is essential if we are to remain within the good graces of the law, especially here in sunny Southern California.


Chris and his crew at KPI have experimented with literally dozens of variations on the tubular exhaust system theme. They've come up with a combination that not only improves power, but also positions the O_2 sensor for proper engine operation. If the O_2 sensor is improperly positioned, the computer receives inaccurate feedback information, which will have an adverse effect on engine operation and performance under part-throttle, closed-loop operation.

KPI's new tubular exhaust manifold is designed specifically for the late-model Mustangs, and Chris currently offers two

different primary pipe diameters. The first manifold is a 1½-inch primary pipe unit (the same diameter as the stock piece), but is less restrictive than the stock manifolds by eliminating the factory indentations required to clear the exhaust manifold bolts. The second KPI tubular exhaust manifold is a larger 1⅝-inch primary pipe, which tends to shift the torque curve up to a slightly higher rpm level. For this test, Chris has opted for the 1½-inch-diameter manifolds because of the stock nature of the cylinder heads. Once the heads have been tweaked, we will test the larger 1⅝-inch manifolds.

Tubular manifold primary pipe length can also help improve low- to mid-range torque. The production exhaust manifolds vary dramatically in length from 6.5 inches to 17.5 inches. Chris lengthens and equalizes his tubular manifolds to an average of 27.5 inches in an effort to build more power below its 5000 rpm ceiling.


With the KPI tubular exhaust manifolds in place, the stock, dual catalytic converters are positioned as close to the stock location as possible. Aft of the converters, KPI installs a 2½-inch crossover pipe to connect the factory dual exhaust pipes before they plug into a pair of Flowmaster mufflers. The Flowmaster mufflers are slightly louder than the stock Mustang pieces, but reduce the backpressure to a more acceptable lev-



One of the simplest improvements you can make to your injected 1986 or '87 Mustang is to remove the inner fender panel air silencer (left). The air cleaner housing will still bolt to the inner fender panel, but removing the silencer improves air entry to the air cleaner. You may need to construct a baffle to prevent mud and dirt from prematurely clogging the filter.

FAST TIMES 1987 LX MUSTANG

| E.T./MPH | CONFIGURATION |
|--------------|--|
| 14.54/96.56 | Stock trim, 4800-rpm shift |
| 14.19/96.87 | M/T tires, 3500-rpm launch |
| 13.88/100.33 | Added 3.55 gears, KPI pulleys, K&N filter, 104+ Octane Boost |
| 13.53/100.22 | Tubular exhaust, Flowmaster mufflers, KPI cam and valvetrain |



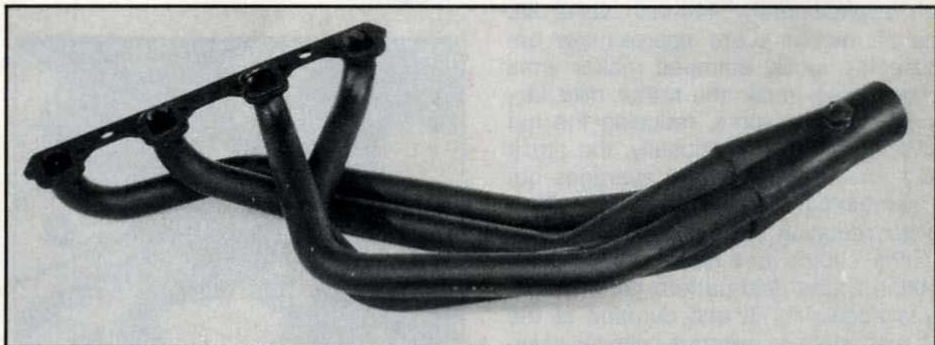
Chris recommends that when the cam is changed, you should also opt for the entire KPI valvetrain kit, which includes the cam, dual springs, hi-po retainers, screw-in studs, and roller tipped Comp Cams 1.62:1 ratio rocker arms. All of these parts feature KPI's exclusive dry lube coatings (DLC), which reduce heat buildup and decrease wear.




Another simple swap is the addition of a KPI-modified Hurst shifter which dramatically improves shifter operation. Along with the shifter, we also added some of "Dr. Kaufmann's Magic Transmission Elixir." Chris won't say what's in the bottle, but it reduces transmission lube temperature by a solid 15 to 20 degrees.

el. Chris warns, however, that you should not attempt to run the engine with open exhaust. The lack of backpressure will cause computer confusion, since a certain amount of backpressure is necessary for the computer to operate normally.

Next on the agenda was a camshaft swap. Here again, just stuffing in a thumper camshaft isn't the way to go, since the computer utilizes manifold vacuum levels as a critical sensor input. Di-




The KPI tubular exhaust manifolds for the late-model Mustangs can be ordered with either 1½- or 1¾-inch primary pipe diameters. For this test, Chris opted for the smaller manifolds first.



The camshaft is a Kaufmann-designed dual-pattern Comp Cams hydraulic roller with substantially more lift and duration. Even with additional valve timing, the cam is compatible with the production 5-liter sensors and computer.

aling in a long-duration, lopey-idle cam only confuses the computer and creates very poor idle and part-throttle characteristics. Yet despite these apparent roadblocks to performance, KPI's testing of 12 different camshaft profiles has uncovered a camshaft that not only im-




Kaufmann Products has also designed a tubular exhaust manifold for the oxygen sensor-equipped Mustangs. Oxygen sensor placement (arrow) is critical to proper engine operation on computer-controlled cars.

proves power, but does so without creating driveability problems.

Chris decided to retain the hydraulic roller configuration (rather than reverting to a flat-tappet camshaft), but he increased the overall lift and duration figures. The stock roller specs out at 254

SPEED BREEDING



Installing the camshaft also necessitated degreasing it in. This is critical because the cam was installed 2 degrees advanced at 108 degrees, instead of its "straight up" 110-degree position. Note KPI's trick, mount-anywhere magnetic dial indicator base.

degrees intake and exhaust duration with approximately .444-inch valve lift. The lift numbers are approximate because the stock, stamped rocker arms deflect even under the rather mild factory spring pressures, reducing the net valve lift figures. Additionally, the stock 1.6:1 rocker ratio actually averages out to something closer to 1.53 to 1.55:1, further reducing the net valve lift.


Chris' choice for a camshaft is a Competition Cams dual-pattern grind, which gives additional lift and duration to the exhaust event to improve cylinder scavenging at higher rpm's. The KPI/Comp Cams hydraulic roller specs out at 270/280 degrees of intake/exhaust duration (212/222 degrees at .050-inch tappet lift)—with valve lift figures at .497-inch for both the intake and exhaust—obtained with a Comp Cams true 1.62:1 ratio roller tipped rocker arm.

Due to this cam's radical ramp design and the extremely heavy, stock Ford roller lifter, Chris also installs stiffer valve-springs to prevent valve float. Even at the engine's relatively low 5000-rpm shift point, the heavy valvetrain components can contribute to valve float with the stock valve-springs. According to Chris, it's not necessary to convert to hardened pushrods, but the stock exhaust valve rotators *must* be exchanged for stronger Comp Cams retainers to eliminate coil bind with the stronger springs. An SVO timing chain and gear set are also used in conjunction with the new cam.

Once both the exhaust and camshaft swaps were performed at KPI's Downey, California, shop, we again saddled up the ponycar for a trip to Carlsbad Race-

PARTS LIST

| PART NO. | COMPONENT/SOURCE |
|-------------|---|
| 9121-OS | Tubular exhaust, 1½-inch w/O ₂ sensor, KPI |
| 2201 | Camshaft kit, complete w/following parts, KPI |
| 2530 | Camshaft, hyd. roller, KPI |
| 2612DLC | Rocker arm, roller tip, coated, KPI |
| 2204DLC | Valvesprings, double, coated, KPI |
| 2205DLC | Retainer, chrome-moly, coated, KPI |
| 2206 | Keepers, KPI |
| 2276 | Seal, PC style, KPI |
| 2430 | Studs, rocker arm, KPI |
| M-6268-A302 | Timing chain and gears, SVO |
| 42543 | Mufflers, Flowmaster |
| 8510 | Shifter, KPI |
| 8751 | Trans fluid, KPI |



Unbolting the injection manifold isn't as difficult as it appears. Rather than disconnecting all eight fuel-injectors, the entire fuel rail can be unhooked with a special Snap-On tool also available through KPI.



There are two major wiring harness plugs that disconnect the injection manifold from the car. An orange ground wire (arrow) can be unbolted from the engine block, but it's easier just to cut the wire and re-splice with spade connectors. Working on the injected 5-liter Ford isn't as complicated as it looks.

way. After mounting up the Mickey Thompson Indy Profile S/S tires (which were shaved to half-tread depth for better traction) and deflating them to about 22 psi, the Mustang was ready for its first few passes. Advancing the camshaft substantially boosted the low-speed torque to the extent that tire spin with the M/T's was uncontrollable. Switching to a set of 26-inch-tall, 8-inch-wide Goodyear slicks, the car still spun the tires, but by reducing the launch rpm to 2500, Chris was able to wheel the Mustang to a best pass of 13.53 at 100.22 mph.

As often happens with engine combination flogs, we've reached the point



Once the upper manifold is removed and the wiring harnesses unplugged, the lower section can be unbolted and lifted off.

SOURCES

Competition Cams

Dept. HR
3406 Democrat Rd.
Memphis, TN 38118
(901) 795-2400
(Parts available through KPI)

Flowmaster, Inc.

Dept. HR
7768 Sonoma Hwy.
Santa Rosa, CA 95404
(707) 833-6572
(Mufflers available through KPI)

Ford Special Vehicle Operations (SVO)

Dept. HR
17000 Southfield Rd.
Allen Park, MI 48101
(Parts available through KPI)

Kaufmann Products, Inc.

Dept. HR
12400 Benedict Ave.
Downey, CA 90242
(213) 803-5531

where the cylinder heads and the intake manifold are now the major obstructions to our Speed Breeding horsepower hunt. In addition, the low-speed torque increase gained by advancing the cam drastically overpowered the tires. The next step will be to install larger tires and retard the camshaft all the way back to 114 degrees, in order to gain more top-end power and eliminate a portion of the tire-spinning torque. But rather than cover these changes here, we'll save those choice bits of power research for next month, when we attempt to push this new-wave runner into the sub-13.50 time zone. Just remember to hang on tight. **HR**

Returning once again to Carlsbad Raceway, we were loaded for bear. With a set of Goodyear 8-inch-wide slicks, the Mustang cranked out a stout 13.53/100.22-mph blast. Who says late-model smoggers can't scoot?

CLEANER THINKING

If there is one fault line that runs throughout this entire Mustang muscle-building program, it has to be with the term "emission-legal." It would take a small book to cover all the intricate details of the California Air Resources Board's (CARB) rules concerning the modification of a car equipped with exhaust pollution controls as operated in the state of California. Simply stated, CARB requires that any aftermarket component not designed as a duplicate of the original factory part must have an exemption from CARB in order to be legal for use on emission-controlled cars in California.

Taking this definition in its strictest sense means that the camshaft installed in this Mustang would now make this vehicle illegal in a smog test. However, when we tested the Mustang, it still met the "sniff test" for the California Inspection and Maintenance program for a 1987 Mustang, with both the camshaft and tubular exhaust manifolds in place. Yet just because the car passed the sniffer test does not mean that the emission characteristics have not been altered by the addition of these components—according to CARB.

This is a difficult issue to address because the car still meets the current emission standards and, according to the Bureau of Automotive Repair (BAR) guidelines, the tubular exhaust components added do not eliminate nor render inoperative any emission control device. Therefore, the Mustang should pass the visual test. But technically it fails because the camshaft is not legal for use in a pollution-controlled car—since the cam does not have an exemption.

Confusing? You bet. Now, we're not advocating that you try to slip past your local smog certification station with a bogus car. But this situation does point out just one example of the many gray areas that exist within the smog inspection situation in California. Why should you be concerned with this if you don't live in the earthquake state? Because over 30 other states in this country currently have similar inspection requirements on the books. If the future of late-model supercars involves performance buildups, emission legality is going to become an increasingly important question that will need to be resolved.



How Do You Perform?

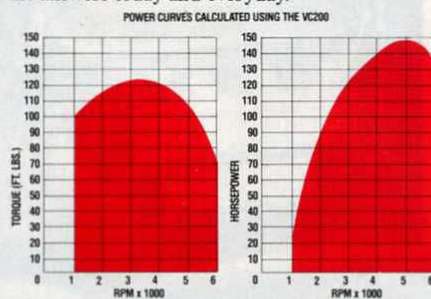
"If you're serious about improving your car's performance, it's a very good way to get concrete test results."
Street Rodder, May 1987.



"The result is that from this point onward, all car testing to be found in 'Popular Hot Rodding' will be performed using the VC200." Popular Hot Rodding, November 1986.

Finally an honest answer. Vericom Corporation brings you the VC200 Performance Computer. It's a sophisticated, portable, on-board computer designed to measure your vehicle's total performance. The VC200 uses an internal accelerometer known by aerospace engineers as an "inertial navigation system". By using its accelerometer and no external sensors, the VC200's powerful 12 Mhz computer accurately calculates data on speed, distance, time, g-force, and even horsepower. Important numbers for serious drivers.

A drag strip and dyno in one box. It's crazy to spend hundreds or even thousands on your car hoping for more performance, relying only on "the seat of your pants." Without the VC200 you might never know if a change in mixture picked up a few horsepower, or if some cheap gas costs you a tenth of a second. Why wait to go to a dyno or a drag strip, when you can have all of the answers today and everyday.



Winning is everything. The VC200 will probably drop your 1/4 mile times more than any speed part. You can learn how to start faster, when to shift, and which technique works and which doesn't. It's for both the car and driver.

The Vericom Computer is not just for acceleration runs, but for braking distances, lateral cornering measurements, horsepower and torque measurements, rolling resistances, aerodynamic drag, and much more. With an

accelerometer sensitive to .001g and a hyper-accurate chronograph, the VC200 makes calculations never before practical or affordable.

"It's one of the most useful and informative (not to mention entertaining) automotive products that I've seen..."

Corvette Fever, May 1987

Engineered to be portable. Only 9 1/4" x 2 1/2" x 4 1/2". The VC200 is as portable and simple to install as a radar detector. Simply mount the VC200 on top of or underneath your dash. Or, attach it to the windshield with the suction cup mount provided. Plug it into the cigarette lighter — and you're on your way!

Satisfaction guaranteed? Order the revolutionary VC200 Performance Computer today. Absolutely no risk. If you are not completely satisfied, simply return the Vericom VC200 within the first 30 days, and we will refund your entire purchase price.

**Call Toll-Free today.
Have your VC-200 tomorrow!**

\$389

(Plus \$5 S&H)

800 333-9393

In MN (612) 835-2880



C.O.D.

**VERICOM
DIRECT**

5247 Edina Industrial Blvd.
Minneapolis, MN 55435

Special offer — mention this offer when ordering before Sept. 30, 1987, and we deliver your VC200 by overnight courier.



"When I Grow Up..."

Every child likes to play "grown-up", but no child should have to suffer the very grown-up symptoms of childhood cancer.

At St. Jude Children's Research Hospital, we're fighting to put an end to this senseless loss, and we're working toward a day when no innocent "grown-up" will lose her life to cancer.

To find out how you can help, write to St. Jude, 505 N. Parkway, Memphis, TN 38105, or call 1-800-238-9100.



ST. JUDE CHILDREN'S
RESEARCH HOSPITAL
Danny Thomas, Founder