

'67 CHEVELLE

BY CHEVROLET

What you'll see inside will probably bring on a severe compulsion to go driving. (If so, consider yourself a healthy, discriminating motorist.)




1300 WEST BROADWAY



SPORTS MODELS

Malibu Sport Coupe and Convertible with the Sports Option/
Malibu Convertible/Chevelle 300 Convertible.
How's this for progress in Chevelle's performance favorites?...
Sparkling New Power and sportier looks.




Malibu Convertible in Plum Mist. If you have a taste for action here's the satisfier. Depending on the model you specify, you can power this Convertible with a spirited 195-hp Turbo-Fire 283 V8 or a pinch-penny 140-hp Turbo-Thrift 230 Six. Other engine availabilities include a new

155-hp Six and a 275-hp Turbo-Fire 327 V8. Team your choice with standard fully synchronized 3-Speed or specify fully synchronized 4-Speed (with V8 engines) or Powerglide. Dual master cylinder brake system with warning light and GM-developed energy-absorbing steering

column are among the standard safety equipment on every '67 Chevelle.

Tailor your Chevelle with Chevrolet's extra Options and Custom Features. Some are shown here. Additional items listed on pages 10, 1



Malibu Convertible interior in blue in textured vinyl with door panels to match. Also in black, gold and bright blue. Deep-twist carpeting covers the floor completely. Equally good looking is the instrument panel.



Chevelle 300 Convertible in Bolero Red offers convertible flair and open air fun on a budget. You can choose the luxurious yet durable all-vinyl interior in black or blue and for '67 the snug fitting convertible top is available in black, white or blue depending on exterior color choice. For extra convenience order your 300 Convertible with the power-operated top.



Whichever Convertible you choose, or if you've a yen for the Sports Option, you'll revel in the beauty of a luxurious all-vinyl interior. And with all this beauty, you get a big measure of durability too. You can remove most ordinary soil marks with a swish of a damp cloth.



Strato-bucket Seats on Malibu Sport Coupe or Convertible with the Sports Option, which you specify, lend flair and fun to driving. They provide gentle but firm back support. Bucket seats are vinyl in black, blue, red, gold or bright blue.



Front and centre. Sports Option provides center console with floor shift for 4-Speed or Powerglide. Contains shift selector, clock and convenient storage compartment.

LUXURY MODELS

Malibu Sport Coupe/Malibu Sport Sedan

These new Chevelles prove conclusively there's no reason why a driving man's car can't have a luxurious dimension.



Malibu Sport Coupe in Nantucket Blue. One for the road and one to relax in, too. The Malibu Sport Coupe is a car that quietly but emphatically says "first class". Interiors? Deliberately designed to create that sense of well-being that

rightfully goes with owning a luxury Chevelle. Power? Depending on the model you specify the standard engine is either the 140-hp Turbo-Thrift 230 Six or the 195-hp Turbo-Fire 283 V8. And, you can also specify the 155-hp Turbo-

Thrift 250 Six, the 275-hp Turbo-Fire 327 V8, or the new 350-hp Turbo-Jet 396 V8 with the Sport Option. Inside there's spaciousness that would do credit to many a larger car. Some Options and Custom features are shown here. Additional equipment listed on pages 10, 11, 12.



Malibu Sport Sedan in Granada Gold. Experience the 4-Door luxury in the Malibu Sport Sedan. And along with its convenience goes a solid roadability that starts right from the

bottom up. Full Coil suspension, double-acting shock absorbers at every wheel and a rugged perimeter-type frame. Additive and anti-squat suspension features for a smooth level ride.



Malibu Sport Sedan interior in Gold. Sample the splendor of the finest luxury cars. Rich pattern cloth in a horizontal pleated pattern is accented with panels of harmonizing vinyl.

Carpeting goes wall to wall. Interior can be ordered in choice of four colors, black, blue, maroon or gold. See standard safety features on page 10.



Afterglow. Chevelle's big new tail lamps not only enhance the rear-end appearance; following cars see you better at night. The whole rear-end look is new with wide sweeping lines. By the way, built-in backup lights are standard equipment on this and every Chevelle. Full wraparound bumper is functional and beautiful.



Malibu Sport Coupe interior in Blue. Radiates elegant luxury. Appointed in fine pattern cloth and vinyl. Carpeting throughout — naturally. Available in black, blue, maroon or gold. Five all-vinyl interiors are available with the Sports Option.

FAMILY SEDAN

Malibu 4-Door Sedan

A smart 4-Door Sedan that gives you family room relaxing, living room looks.



Malibu 4-Door Sedan in Tahoe Turquoise. Made to order for the family on the move, the Malibu 4-Door Sedan handles a family of six with ease, yet has the crisp look of a sports model. A beautiful performer, too. Either the 140-hp

Turbo-Thrift 230 Six or the 195-hp Turbo-Fire 283 V8 is standard, depending on the model you select. In addition, you can specify two other engines, one Six and a V8 ranging up to 275-hp. Again, fully synchronized 3-Speed transmission

is standard or you can order Powerglide or (with either V8 engine) fully synchronized 4-Speed. Handling is wonderfully easy in this fine family sedan. Trunk space is fully ample for a family load of luggage or groceries.




Malibu 4-Door Sedan interior in Blue. What better word to describe this interior than "inviting". Makes you want to step right in. Seats are pattern cloth and vinyl; the floor is

covered with deep-twist carpeting. Instrument panel padding is color-keyed. Also available in three other colors: black, gold and maroon.




Coming on Strong. Take a face-to-face look at the Chevelle Malibu. Dual headlights nest in the full-width grille to give the front end a sleek, wide look. The aluminum horizontal

bar structure contributes to sparkling appearance and gives excellent corrosion resistance. Big wrap-around bumper affords maximum protection.



The Big Wheel. A bright finishing touch you may want to order for your Chevelle — wheel covers in bright metal that really give these cars a dressed-up look.



Command Post. Beautiful and functional instrument panel. New contoured control knobs give you a sure, positive grip. Newly styled Malibu steering wheel has horn mounted in the spokes.

FAMILY SEDANS

Chevelle 300 4-Door Sedan / Chevelle 300 2-Door Sedan.

Two more roomy, practical Sedans that give you Chevelle value at lowest price.



Chevelle 300 4-Door Sedan in Butternut Yellow. Here's the lowest priced 4-Door Chevelle you can own, but you'd never know it to look at it. A roomy, comfortable Sedan that's just right for the thrift-minded family. Standard Six is a 140-hp Turbo-Thrift 230, while the standard V8 is a 195-hp Turbo-Fire 283. Two other engines are available. Team your choice with

standard fully synchronized 3-Speed transmission or specify Powerglide fully synchronized 4-Speed (with V8 engines). Chevelle extras that cost extra: backup lights, lane change feature incorporated in direction signal control and 4-way hazard warning flasher. If you assumed that Chevelle is roomy, you were right. Big luggage capacity too.



Chevelle 300 4-Door Sedan interior in Fawn. Smart good looks and exceptional durability mark this Chevelle 300 interior, one of three available in the 300 series, including blue or black.



Chevelle 300 2-Door Sedan in Mountain Green. Lowest priced Chevelle of the 300 series. Depending on model selection, standard engines are the 140-hp Turbo-Thrift Six or 195-hp Turbo-Fire V8. See standard safety features on page 10.

WAGON MODELS

Malibu Station Wagon/Chevelle 300 Station Wagon.

Take heart, Wagon Masters, these utilitarian beauties also have fine road manners.



Malibu Station Wagon in Sierra Fawn. Rear opening is 54.6 inches wide by 28.5 inches high. Depending on model, standard power is the 140-hp Six or the 195-hp V8. Fully synchronized 3-Speed transmission is standard. 4-Speed fully synchronized transmission and Powerglide are available.



Chevelle 300 Station Wagon in Emerald Turquoise. Chevelle's most economical wagon — and a beauty. Room for six people and/or a big load of cargo. And you can expand cargo capacity even further with the roof luggage rack, available on all wagons.

Options and Custom features shown on these pages are available at extra cost. Additional equipment is listed on pages 10, 11, 12.



Malibu Wagon interior in Blue. Vinyl upholstery stays good looking. Deep twist carpeting in the passenger area. Also available in gold or black.



Wide-Open Spaces. There's 86 cubic feet of load space in this Chevelle wagon. Handles the big bulky items with ease!



Easy Does It. Second seat folds down flat and flush with the cargo deck in a jiffy and then you're ready to load.

CHEVELLE power teams and mechanical data

standard safety features for '67

- Front seat shoulder belt anchors • padded instrument panel • padded sun visors • four-way hazard warning flasher • dual master cylinder brake system with warning light • dual-speed windshield wipers • windshield washer • backup lights • outside rearview mirror • tire safety rim • seat belts—front and rear with pushbutton buckles • GM-developed energy-absorbing steering column • passenger-guard door locks—all doors • folding front seat back latches (two-doors) • folding seat back latches (wagons) • inside day-night mirror with shatter-resistant vinyl-edged glass and breakaway support • lane change feature incorporated in direction signal control • corrosion-resistant brake lines • energy-absorbing steering wheel • energy-absorbing instrument panel with smooth contoured knobs and levers • soft, low-profile window control knobs and coat hooks • front seat belt retractors • safety door latches and hinges • uniform shift quadrant (PRNDL) • thick laminate windshield • reduced glare instrument panel and windshield wiper arms and blades.

standard engines

140-hp Turbo-Thrift 230. Extra power from this most economical of all Chevelle Sixes. Standard on Malibu and Chevelle 300, depending upon model selected. Features short-stroke design with 230-cubic-inch displacement. Hydraulic

valve lifters. Single-barrel carburetor and automatic choke for top economy. Modified-wedge combustion chambers with 8.5:1 compression ratio. Tough seven main-bearing crankshaft. Efficient oil-wetted paper element air cleaner. Full-flow oil filter.

195-hp Turbo-Fire 283 V8. Excellent response along with unusually good V8 economy. Standard on Malibu and Chevelle 300, depending upon model selected. Displacement: 283 cubic inches, short-stroke design, two-barrel carburetor, automatic choke and 9.25:1 compression ratio. Like the standard Six this V8 has a new starter motor to improve cranking torque. Hydraulic valve lifters, oil-wetted paper element air filter and positive-type crankcase ventilation.

extra-cost optional engines

155-hp Turbo-Thrift 250. A big Six that puts out big performance. Short-stroke design with 8.5:1 compression ratio, hydraulic valve lifters, automatic choke, rugged seven main-bearing crankshaft—fully counterweighted. Single barrel carburetor for high economy. Oil-wetted paper element air-cleaner. Controlled pressure lubrication system with full-flow oil filter.

275-hp Turbo-Fire 327 V8. A fine performer with economy accents. Short-stroke design with 327-cubic-inch displacement. Four-barrel carburetion. Automatic choke, hydraulic valve lifters and 10.0:1 compression ratio. Oil-wetted paper

element air cleaner. Large-diameter single exhaust system.

350-hp Turbo-Jet 396 V8. Chevelle's greatest around performer, available on Malibu Sport Coupe and Convertible with the Sports Option only. Compression ratio 10.25:1. Hydraulic valve lifters and high-performance camshaft plus four-barrel carburetor. Cubic-inch displacement: 396. Chrome rocker covers, air cleaner cover and filler cap. Large dual exhaust system. Special nylon red-striped tires are standard equipment for Malibu Sport Coupe and Convertible with this engine is specified.

standard transmission

Fully Synchronized 3-Speed. Permits smooth downshift from second to first without full stop. All gears including first and reverse are in constant mesh. Wide helical gears, large synchronizers and high-capacity front and rear bearings. Gear ratios match engine. Standard transmission with all engines except the 350-hp Turbo-Jet 396 V8.

extra-cost optional transmission

Special Fully Synchronized 3-Speed. Available only on models with the Sports Option and 350-hp Turbo-Jet 396 V8. Floor mounted shift. Permits smooth downshift from second to first without full stops. All gears including first and reverse are in constant mesh.

Chevelle power teams

Standard Engines	FULLY SYNCH. 3-SPEED	SPEC. FULLY SYNCH. 3-SPEED*	FULLY SYNCH. 4-SPEED	POWER-GLIDE
140-HP TURBO-THRIFT 230**	•			•
195-HP TURBO-FIRE 283 V8**	•		•	•
Extra cost engines				
155-HP TURBO-THRIFT 250	•			•
275-HP TURBO-FIRE 327 V8	•		•	•
350-HP TURBO-JET 396 V8†		•	•	•

**Standard engines for Malibu and 300. *Special fully synchronized 3-Speed transmission with floor-mounted shift available only with 350-hp V8 and Sports Option.

†Available only on models with the Sports Option.

Fully Synchronized 4-Speed Transmission



Fully Synchronized 4-Speed. Sporty floor-mounted shift lever. All forward gears synchronized for effortless up-and-down shifting and versatility. Gear ratios matched to engines. Helical gear design. Aluminum housing with Turbo-Jet 396 V8. Engineered to prevent unintentional shifts into reverse.

Automatic Powerglide. Three-element torque converter with hydraulically controlled 2-Speed planetary gears. Selector indicator reads Park (positive parking lock) -R-N-D-L. Available with all Chevelle engines.

easy-care features

Magic-Mirror Finish. Beautiful to look at, easy to care for — stands up to hard usage. Available in 18 colors, 13 of which are new for 1967.

Inner Steel Fenders. Four inner fenders protect outer fenders and other body surfaces from salt, rust and corrosion.

Flush-and-Dry Rocker Panels. Galvanized panels are flushed out by water entering ventilation system and dried by incoming air.

Long-Life Exhaust System. Aluminized for long life in critical areas. Stainless steel is used extensively in dual exhaust systems.

Self-Adjusting Safety-Master Brakes. Pressure applied to brake pedal when backing up automatically adjusts brakes if necessary.

Delcotron Generator. Even at low speeds Delcotron continues to put out power to help extend battery life. 9-37 ampere Delcotron is standard. No commutator to wear out or get out of order.

Dimensions. Wheelbase 115". Overall length of station wagons, 199.9"; all other models, 197.0". Height: sedans, 53.0"; station wagons, 54.6"; sport coupes, 51.9"; convertibles, 52.8". Wheel tread, front and rear 58.0". Overall width 75.0".

other chassis features

Perimeter-Type Frame. Additional rigidity and strength without excessive weight through the use of welded, torque-box design. Supporting structures for front and rear suspensions are built in. Passenger compartment surrounded by all-welded steel unit with full-length side rails joined laterally by three crossmembers.

Ball-Race Steering. Parallel relay steering linkage is mounted ahead of the front wheels. Precision Ball-Race gear provides smooth, precise control. Re-circulating ball-nut steering gear. Manual steering overall ratio, 28.0:1.



Full Coil Suspension

Approximate curb weights (lbs.)

- 6-cylinder — 2-door Sedan, 3075; 4-Door Sedan, 3095; Sport Coupes, 3115; Convertibles, Sport Sedan, 3200; Station Wagons, 3420.
- V8 — 2-Door Sedan, 3210; 4-Door Sedans, 3250; Sport Coupes, 3250; Sport Sedan, 3345; Convertibles, 3330; Station Wagons, 3550.

Clutch. Single dry disc, spring cushioned, sealed in lubricant release bearing. Size and pressure matched to engine. Diaphragm spring type (semi-centrifugal on 283 V8 engines with 4-Speed transmission and 327 and 396 V8's with manual transmissions). Plus optional heavy duty clutch.

Wheels and Tires. Consult your Chevrolet dealer for specific details on tire sizes, appearance features and availability with car models. Standard wheel on all Chevelle models is 14" in diameter.

Full Coil Suspension. A husky coil spring at each wheel cushions Chevelle's ride so that even the back roads feel like boulevards. Combined with double-acting shock absorbers all around and a front stabilizer bar and built-in leveling action, Chevelle's Full Coil suspension gives the car superb poise even on the roughest roads. Anti-dive front suspension is independent with wish-bone-type lower control arms and rubber-bushed front suspension pivots. Four-link rear suspension with anti-squat feature.



Spacious Luggage Capacity



Curved Side Windows

Spacious Luggage Capacity. Chevelle not only carries a family but a full family-load of luggage. Witness the Chevelle trunk. It'll pack plenty of luggage in its 17.1 cubic foot luggage area. Floor mat in all models to prevent scuffing. Rear door opening is wide and sill height is low for easy loadings. Deck lid swings up on spring-loaded hinges.

Body by Fisher Design. This mark has stood for quality coachwork for more than a half-century and it carries more assurance today than ever. Roof, sides and floor are all welded together to form a single all-steel unit. Doors and windows fit snugly to keep body watertight and weather-tight. Generous use of sound-deadening insulation. Double-cushioned mountings isolate the body to help filter out road noise and shock.

Curved Side Windows. Permit slimmer doors that allow more interior room. Outside, the curved windows present a clean, flush line with the exterior styling. Door openings in the 1967 Chevelle are generously wide to take the strain out of getting in and getting out.

CHEVELLE options and custom features

comfort, convenience and appearance items

All-Transistor pushbutton AM Radios, manual antenna is standard. Rear seat speaker is available.

Roof Luggage Carrier. Adds extra carrying capacity to any Chevelle station wagon. Complete with roof bars and guardrail. Bright chrome. Side rails supported by five stanchions.



Strato-Ease Headrests. Relaxing on long trips for either driver or passenger. Height is adjustable for maximum comfort.



Power-Operated Station Wagon Tailgate Window. Raise or lower your wagon tailgate window from a switch on the instrument panel or a key-activated switch on the tailgate itself. Both controls out of the reach of children.

Strato-bucket Front Seats. Available with Sports Option on Malibu Sport Coupe and Convertible. Upholstered in all-vinyl. Contoured to provide maximum comfort.




Rubber Bumper Guards. Inset into regular chrome-finished steel bumper guards to protect bumpers from nicks and scrapes while parking or parked. Available on front and rear bumpers.

Remote-Control Outside Rearview Mirror. You need never open a window to adjust your side mirror to the best viewing angle.

Superlift Shock Absorbers. These air-adjustable shock absorbers mounted at the rear wheels will keep a Chevelle wagon level with heavy loads aboard. Reduce annoying "bottoming out" over rough roads.

Power Windows. Individual controls at each window plus a master control for all four windows next to the driver's seat.



Simulated Wire Wheel Covers. Look almost like the real thing. Finished in bright chrome. A really sporty touch for your favorite Chevelle.

performance items

Power Steering. You manoeuvre with ease even in tightest spots. Overall steering ratio 20.4

Centre Console. Available with the Sports Option only. Houses shift lever or automatic transmission selector lever, stowage compartment, electric clock, rear seat courtesy light.

Power Brakes. A touch of the toe brings you Chevelle to a smooth, level stop. Reduces braking effort by nearly one-third. Big vacuum reserve supplies extra braking power.

other extra-cost optional features and accessories

Custom deluxe color-matched seat belts • Door edge guards • Rubber twin front and rear floor mats • Ashtray lamp • Glove box lamp • Instrument panel courtesy lamps • Underhood lamp • Luggage compartment lamp.

Extra-thick foam front seat cushion • Electric clock • Pushbutton AM radio with front antenna

Rear window defroster • Remote-control outside rearview mirror.

Trailer Hitch and Wiring Harness. A must for those who have trailer hauling in mind. Connects the car's electrical system to the trailer's.

Rear window air deflector

Plus: 4-way power seat (not available with Strato-bucket seats, 4-Speed transmission or Chevelle 300 models) • Heavy-duty battery • Deck lid luggage carrier • Ski equipment carrier • Heavy-duty clutch • Auto compass • Emergency road kit • Dual exhaust system • Temperature-controlled fan • Fire extinguisher • High capacity Delcotron generator • Litter container • Gas filler cap lock • Spare wheel lock • Vinyl roof cover • Shoulder belts, front • Speed warning indicator • Spotlamp • Deluxe steering wheel • Whitewall tires • Tissue dispenser • Shade-Lite tinted glass • Disc brakes • Power operated convertible top.



Check your Chevrolet dealer for model application availability with other equipment.

The illustrations in this catalogue do not necessarily show standard colours, materials and equipment. General Motors Products of Canada, Limited, reserves the right to make changes at any time, without notice, in prices, colours, materials, equipment, specifications, and models, and also to discontinue models. This right may be exceeded without incurring responsibility with regard to cars previously sold.